

AcraLite LED Lighting

The AcraLite 4' High Bay, Standard Output fixture produces 10,000 lumens of quality light
Designed for shops and warehouses, with a mounting height of 15 to 25 ft



FEATURES

- Light weight Aluminium with powder coated finish.
- Rugged polycarbonate end plates with chain mounting screws.
- High performance polycarbonate diffuser provides even light distribution.
- Fixture is LM80 rated to deliver over 200,000 service hours.
- Color Temperature 4000K or 5000K other color temperatures available upon request.
- Energy efficient design provides high light output with minimum power consumption.
- Superior thermal management allows for continuous, cool operation at full output.
- Optional Night Light uses the fixture as a low output light for safety purposes Utilizing less than 7 watts of power.
- Long life maintenance free.
- 5-year limited warranty.

SPECIFICATIONS

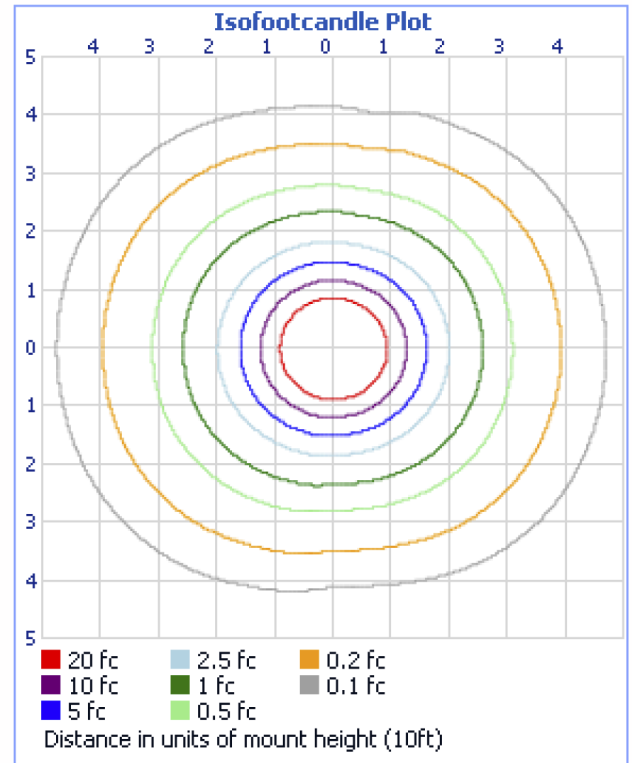
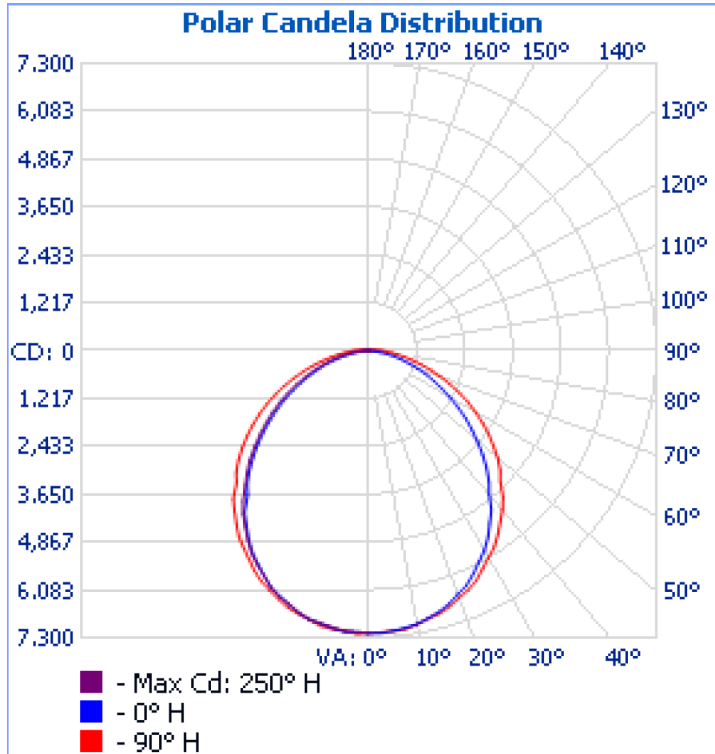
Dimensions: 47"(L) x 5.5"(H) x 15"(W)

Weight: 12 lbs

Power Requirments	Part numbers	With Night Light
86 WATTS INPUT POWER 0.72 AMPS @ 120 VAC 50/60HZ 0.40 AMPS @ 220 VAC 50/60HZ 0.32 AMPS @ 277 VAC 50/60HZ POWER FACTOR: > .93 THD : .11/16.5 CRI* 85.0	AL24HB-HO-5.0K AL24HB-HO-4.0K AL24HB-SO-5.0K AL24HB-SO-4.0K	AL24HB-HO-5.0K-N AL24HB-HO-4.0K-N AL24HB-SO-5.0K-N AL24HB-SO-4.0K-N

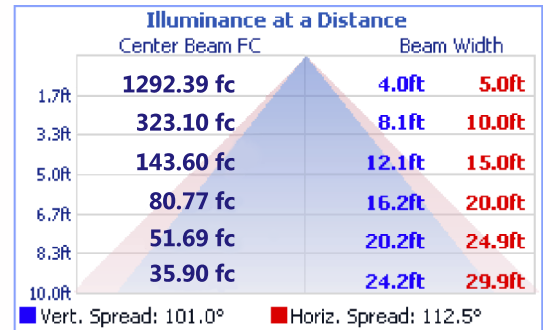
AL24HB-SO-5.0K

The following images depict the luminous intensity distribution characteristics of the luminaire.



Coefficients Of Utilization - Zonal Cavity Method

RCC %:	80				70				50		
RW %:	70	50	30	0	70	50	30	0	50	30	20
RCR: 0	1.19	1.19	1.19	1.19	1.16	1.16	1.16	.99	1.11	1.11	1.11
1	1.08	1.03	.99	.95	1.05	1.01	.97	.83	.97	.93	.90
2	.99	.90	.83	.78	.96	.88	.82	.70	.85	.79	.75
3	.90	.79	.71	.65	.87	.78	.70	.60	.75	.68	.63
4	.82	.70	.62	.55	.80	.69	.61	.52	.66	.59	.54
5	.76	.63	.54	.48	.74	.62	.53	.45	.60	.52	.47
6	.70	.57	.48	.42	.68	.56	.47	.40	.54	.46	.41
7	.65	.52	.43	.37	.63	.51	.42	.35	.49	.42	.36
8	.61	.47	.39	.33	.59	.46	.38	.32	.45	.38	.32
9	.57	.43	.35	.30	.55	.43	.35	.29	.41	.34	.29
10	.53	.40	.32	.27	.52	.39	.32	.26	.38	.31	.27



Zonal Lumen Summary

Zone	Lumens	% Lamp / Luminaire
0 - 60	7789.70	78.40%
60 - 90	2039.45	20.50%
0 - 90	9820.15	98.90%
90 - 180	107.50	1.10%
0 - 180	9927.65	100%

Dimensions

