

MONARCH

SPECIALTIES INC.

Meubles de Qualité à Prix Abordable
Affordable Quality Home Furniture

UNITÉ DE BAR STYLE ÉCHELLE 60" H CAPPUCINO
CAPPUCINO 60" H LADDER STYLE BAR UNIT

I 2543

INSTRUCTIONS D'ASSEMBLAGE
ASSEMBLY INSTRUCTIONS

MONARCH SPECIALTIES INC.







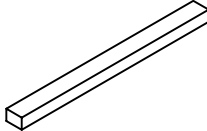
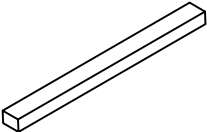
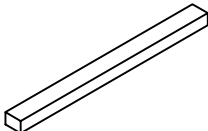
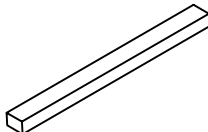


POUR DE L'ASSISTANCE OU POUR COMMANDER
DES PIÈCES CONTACTEZ NOTRE DÉP ARTEMENT
DE SERVICE À LA CLIENTÈLE.

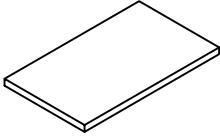
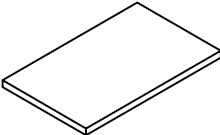
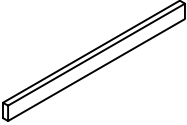


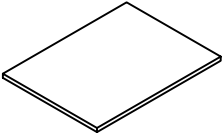
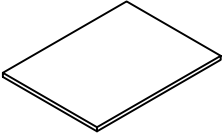
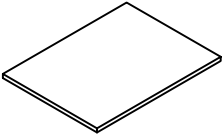
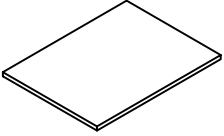
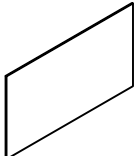
FOR ASSISTANCE OR TO ORDER PARTS
CONTACT OUR CUSTOMER SERVICE DEPARTMENT

WWW.MONARCHSERVICE.COM


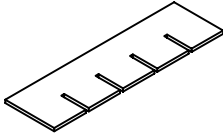
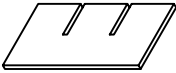
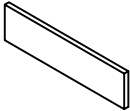
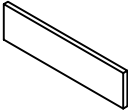
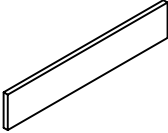
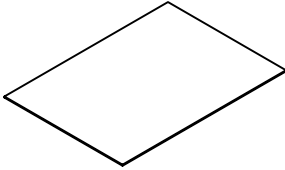
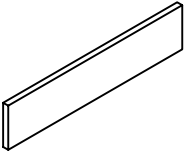
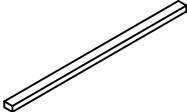
IDENTIFICATION DES PIÈCES
PARTS IDENTIFICATION

1		BARRE TRANSVERSALE CROSSBAR	1MC/PC
2		PATTE LEG	1MC/PC
3		PATTE LEG	1MC/PC
4		BARRE TRANSVERSALE CROSSBAR	1MC/PC
5		PATTE LEG	1MC/PC
6		PATTE LEG	1MC/PC
7		BARRE TRANSVERSALE CROSSBAR	1MC/PC
8		BARRE TRANSVERSALE CROSSBAR	1MC/PC
9		BARRE TRANSVERSALE DU BAS BOTTOM CROSSBAR	1MC/PC
10		BARRE TRANSVERSALE DU BAS BOTTOM CROSSBAR	1MC/PC





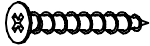

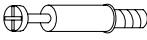

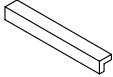

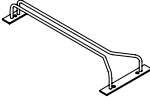

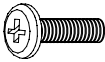


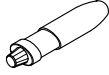

IDENTIFICATION DES PIÈCES
PARTS IDENTIFICATION

11		TABLETTE SHELF	1MC/PC
12		TABLETTE SHELF	1MC/PC
13		BARRE TRANSVERSALE CROSSBAR	1MC/PC
14		PANNEAU CÔTÉ GAUCHE LEFT SIDE PANEL	1MC/PC
15		PANNEAU CÔTÉ DROIT RIGHT SIDE PANEL	1MC/PC
16		PANNEAU DU DESSUS TOP PANEL	1MC/PC
17		TABLETTE SHELF	1MC/PC
18		TABLETTE SHELF	1MC/PC
19		PANNEAU DU BAS BOTTOM PANEL	1MC/PC
20		PANNEAU ARRIÈRE BACK PANEL	1MC/PC

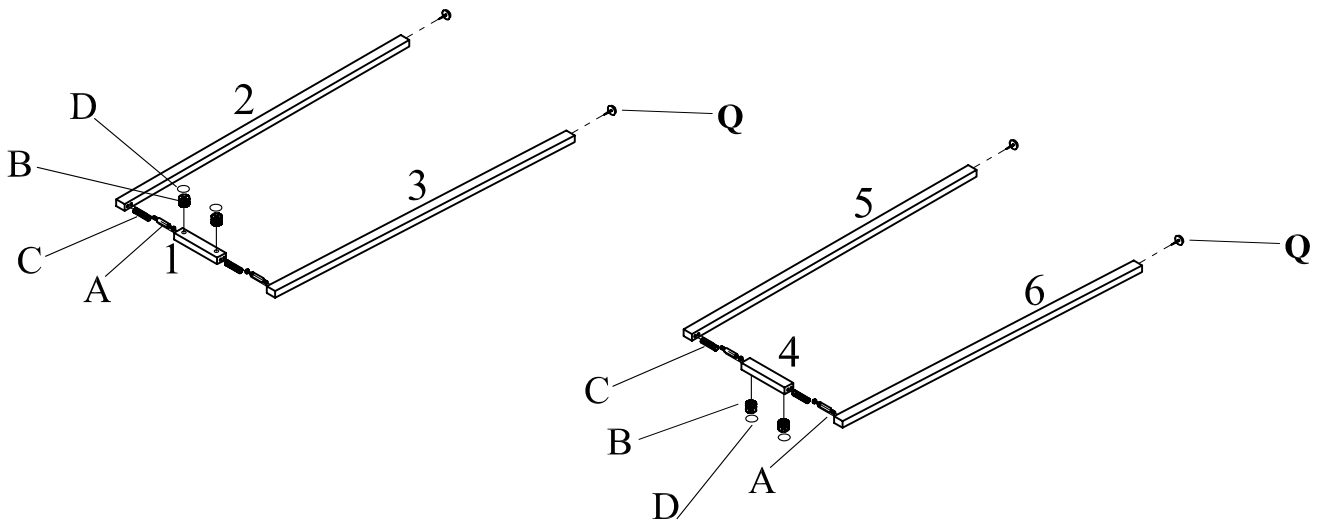
IDENTIFICATION DES PIÈCES
PARTS IDENTIFICATION

21		PANNEAU ARRIÈRE BACK PANEL	1MC/PC
22		TABLETTE SHELF	2MCX/PCS
23		SÉPARATEUR CROSS WALL	4MCX/PCS
24		PANNEAU CÔTÉ DU TIROIR DRAWER SIDE PANEL	1MC/PC
25		PANNEAU CÔTÉ DU TIROIR DRAWER SIDE PANEL	1MC/PC
26		PANNEAU ARRIÈRE DU TIROIR DRAWER BACK PANEL	1MC/PC
27		PANEL DU FOND DU TIROIR DRAWER BOTTOM PANEL	1MC/PC
28		PANNEAU DEVANT DU TIROIR DRAWER FRONT PANER	1MC/PC
29		BARRE DE SOUTIENT SUPPORT BAR	1MC/PC

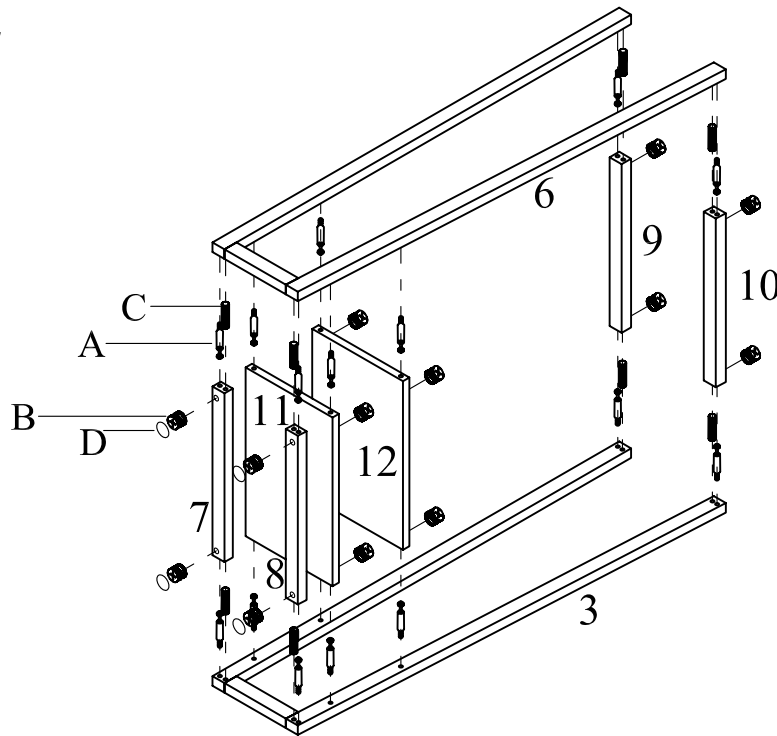
IDENTIFICATION DES PIÈCES DE MONTAGE
HARDWARE IDENTIFICATION

A		L=29mm	36MCX/PCS
B		Ø15mm	36MCX/PCS
C		Ø8×25mm	27MCX/PCS
D		Ø18mm	14MCX/PCS
E		Ø4×30mm	6MCX/PCS
F		Z1016	36MCX/PCS
G		L=20mm	4MCX/PCS
H		Ø12mm	4MCX/PCS
I		96mm	1MC/PC
J		Ø4×22mm	2MCX/PCS
K		L340mm	4MCX/PCS
L		Ø3.5×12mm	12MCX/PCS
M		M6×25mm	12MCX/PCS
N		Ø4×25mm	3MCX/PCS
O		Ø8×25mm	4MCX/PCS
P		10g	1MC/PC
Q		Ø16mm	4MCX/PCS

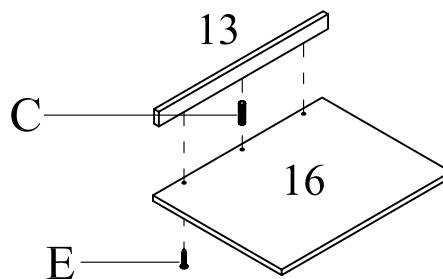
ÉTAPE / STEP 1



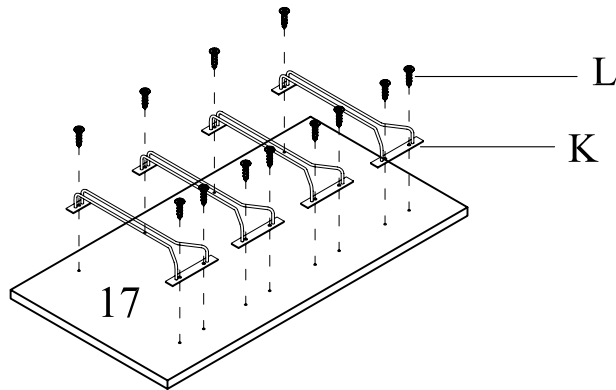
ÉTAPE / STEP 2



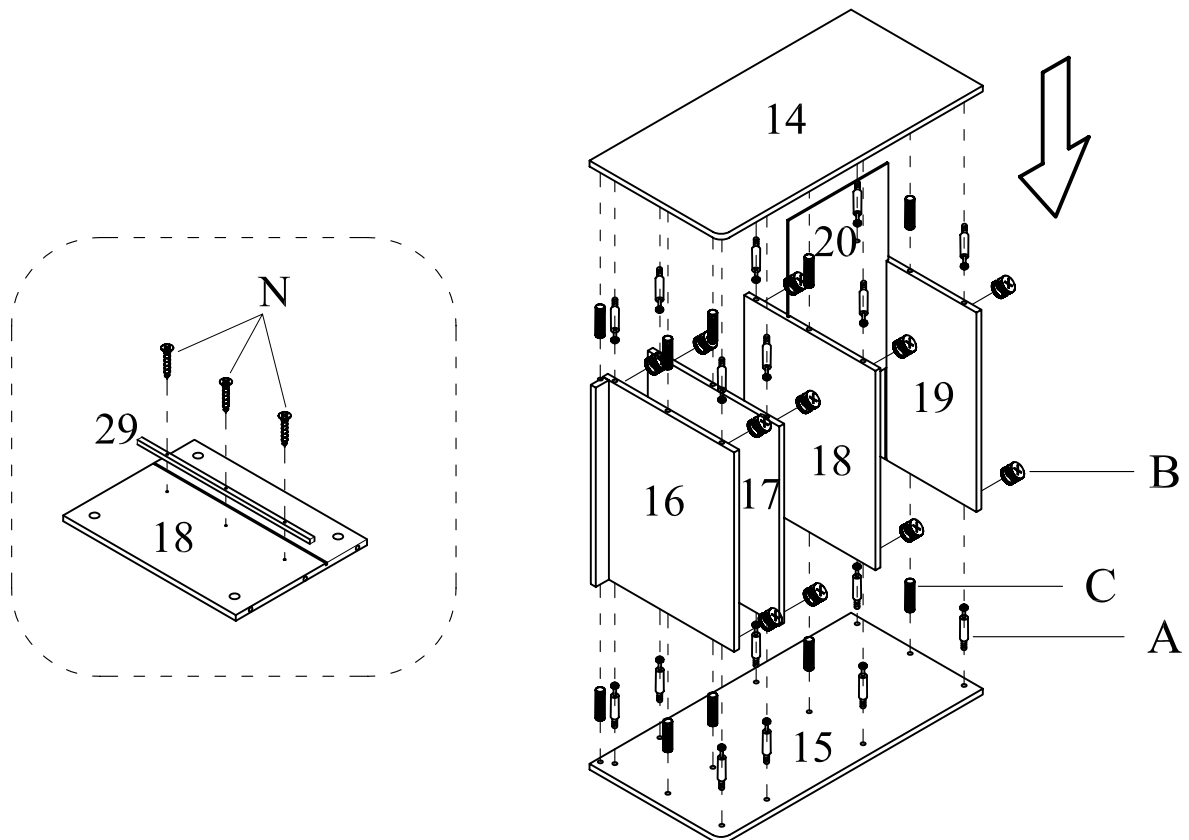
ÉTAPE / STEP 3



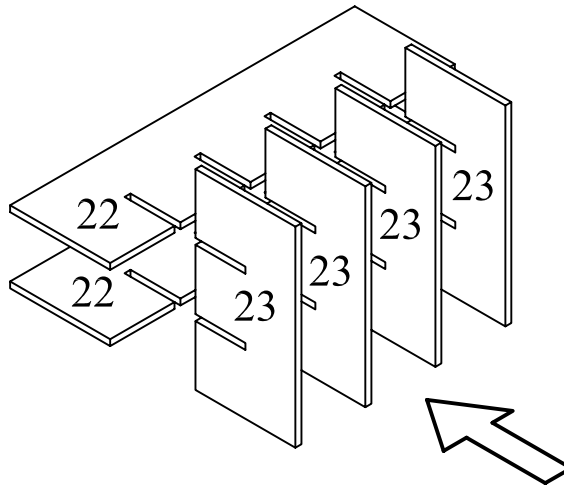
ÉTAPE / STEP 4



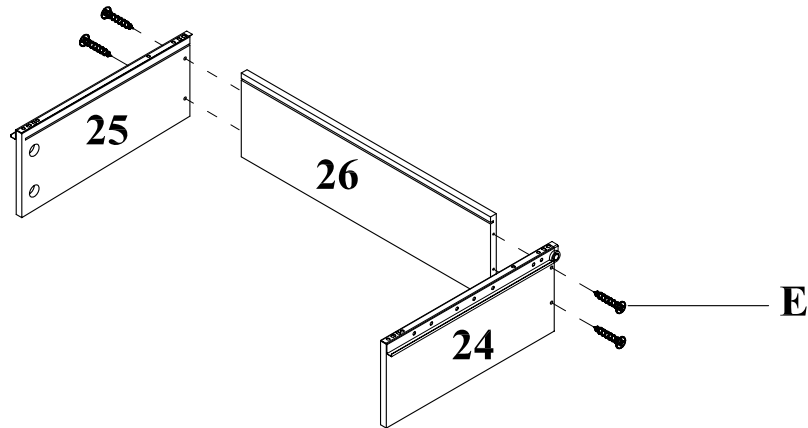
ÉTAPE / STEP 5



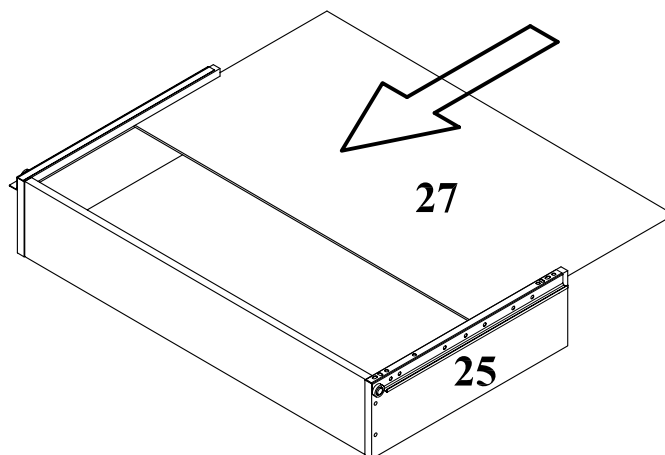
ÉTAPE / STEP 6



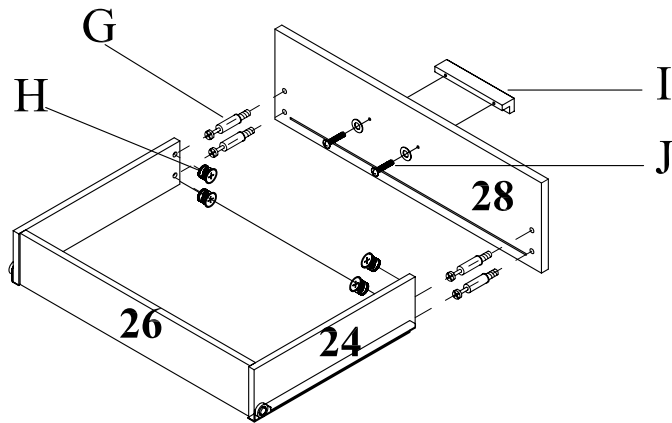
ÉTAPE / STEP 7



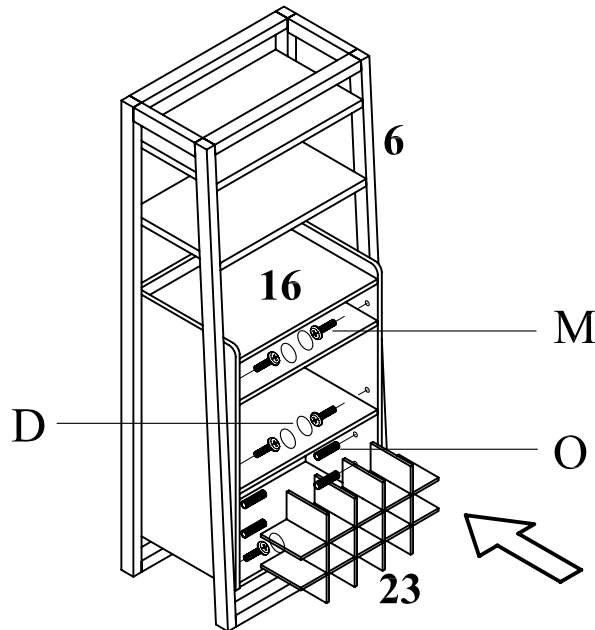
ÉTAPE / STEP 8



ÉTAPE / STEP 9



ÉTAPE / STEP 10



ÉTAPE / STEP 11

